



District Report Card: 2017


State: West Bengal	District: Hugli
Class: 5	Subject: Language
Schools: 61	Students: 1330


Participation/Coverage


Students

<div>GENDER</div> <div></div>	Boys		Girls	
	Number	%	Number	%
	800	60.15	530	39.85

<div>AREA</div> <div></div>	Rural		Urban	
	Number	%	Number	%
	992	74.59	338	25.41

<div>CATEGORY</div> <div></div>	SC		ST		OBC		GEN	
	Number	%	Number	%	Number	%	Number	%
	466	35.04	113	8.50	219	16.47	532	40.00

<div>CWSN</div> <div></div>	LD	VI	HI	S&LD	ID	Oth
	1	0	1	0	1	2

<div>Management</div> <div></div>	Government		Government-aided	
	Number	%	Number	%
	548	41.20	782	58.80

Average Performance of Students in Language (%)

Overall	Gender		Area		Management		Social Group			
	Male	Female	Rural	Urban	Govt.	Aided	SC	ST	OBC	GEN
61.95	61.35	62.87	61.77	62.50	60.39	63.05	56.74	54.81	62.74	67.72

Performance on Learning Outcomes (LOs)

Learning Outcomes	Description	Average Performance(%)
L504	Reads and comprehends independently storybooks, news items/ headlines, advertisements etc.	57.25
L508	Reads text with comprehension, locates details and sequence of events	64.31

Range of Performance of Students who Answered Correctly							
Below 30%		30% - 50%		50% - 75%		Above 75%	
Number	%	Number	%	Number	%	Number	%
135	10.15	294	22.11	489	36.77	412	30.98

Lowest Performing Learning Outcomes (LOs)

- 1 - Reads and comprehends independently storybooks, news items/ headlines, advertisements etc. (57.25)
- 2 - Reads text with comprehension, locates details and sequence of events (64.31)